

# **Golf Course View Cluster Exterior Paint Color Palette**

Effective June 1, 2004

This exterior paint color palette was adopted by Golf Course View Cluster Association and approved by Reston Association in 2000. Revisions to the palette were approved by the Reston Association Design Review Board in September 2003 and May 2004.

The Golf Course View exterior color palette is actually five distinct paint palettes that include primary colors for wood trim and accent colors that may be used on front doors only.

You may use any one of the five palettes when painting the exterior trim of your home. The rules for selecting paint colors are printed on each palette. Please see the cluster publication "Working With The GCVCA Color Palette" for a detailed explanation of the rules regarding where each color goes when multiple colors are used.

## **Important Notes:**

While the colors you see on your computer screen are pretty accurate, you will not be able to print out the true colors. The GCVCA Board of Directors can provide paint chips for all of the colors, except the ready mix colors discussed below, that you can take to any paint store to have your paint mixed.

There are four approved primary trim colors for which the cluster has no paint chips. Reston Association can show you the colors, but can't provide a paint chip. These colors are: Mushroom (Palette I) Dove Gray and Wedgwood (Palette II) and Sage Green (Palette IV). Although the cluster has no paint chips, the names of these colors are very descriptive. Mushroom is a yellowish tan. Dove Gray is a pale gray, about half way between Windham and Half Tone. Wedgwood is a soft gray-blue. Sage Green is a pale, soft, gray-green. These colors are "ready mix" colors that are available only from a Pratt & Lambert dealer, at a spring 2004 cost of \$50 per gallon. There are approved substitutes for these colors, for which paint chips are available, as shown on the following pages.

# Paint Palette I

For a single color for your trim, you may choose any one of the four primary colors. If you wish to have two-colored trim, you may choose one color from primary color set #1 and one color from primary color set #2. See the cluster publication called "Working With The GCVCA Paint Palette" for a detailed explanation of where each color goes. You may paint your front door the same color as your windows OR choose one of the accent colors shown below.

Primary Color Set # 1



Primary Color Set #2









Accent Colors

For use on front doors only.



# Paint Palette II

For a single color for your trim, you may choose any one of the four primary colors. If you wish to have two-colored trim, you may choose one color from primary color set #1 and one color from primary color set #2. See the cluster publication called "Working With The GCVCA Paint Palette" for a detailed explanation of where each color goes. You may paint your front door the same color as your windows OR choose one of the accent colors shown below.

Primary Color Set # 1	 <i>November 1299</i>	 <i>chip unavailable</i> <i>Dove Gray</i>	OR	 <i>Windham 2297</i>
Primary Color Set #2	 <i>Midsummer Gale 2326</i>	 <i>chip unavailable</i> <i>Wedgwood</i>	OR	 <i>Half Tone 2298</i>

## Accent Colors

For use on front doors only.

 <i>Witching Hour 2319</i>	 <i>Midsummer Gale 2326</i>		
 <i>Heron 1290</i>	 <i>Symphony Blue 2325</i>	 <i>Confederate 2324</i>	 <i>Field Gray 2300</i>
 <i>Woodwitch 2299</i>	 <i>Half Tone 2298</i>	 <i>Windham 2297</i>	 <i>Zephyr Hills 2296</i>



# Paint Palette III

For a single color for your trim, you may choose any one of the four primary colors. If you wish to have two-colored trim, you may choose one color from primary color set #1 and one color from primary color set #2. See the cluster publication called "Working With The GCVCA Paint Palette" for a detailed explanation of where each color goes. You may paint your front door the same color as your windows OR choose one of the accent colors shown below.

## Primary Color Set # 1



*Silver Birch 2214*



*Pearl Tint 2262*

## Primary Color Set #2




*Forest Night 1314*




*Flint 2254*

## Accent Colors

For use on front doors only.



*Admiral 1118*



*Black Magic 1119*




*Loam 2015*



*Brandywine 2014*




*Spanish Raisin 2021*



*Hemlock 1479*



*Nesika Bay 2223*



*Rainy Day 2222*



*Moss Lake 2221*



*Coos Bay 2220*

# Paint Palette IV

For a single color for your trim, you may choose any one of the four primary colors. If you wish to have two-colored trim, you may choose one color from primary color set #1 and one color from primary color set #2. See the cluster publication called "Working With The GCVCA Paint Palette" for a detailed explanation of where each color goes. You may paint your front door the same color as your windows OR choose one of the accent colors shown below.

Primary Color Set # 1



*Pearl White 2244*




*chip unavailable*

OR



*Half Tone 2298*

Primary Color Set #2



*Shaded Spruce 1481*



*Robinhood Green 1475*

Accent Colors

For use on front doors only.




*Sierra Night 2218*




*Olive Fog 2217*



*Woodgate 2216*



*Solitary 2215*



*Silver Birch 2214*




*Field Gray 2300*



*Woodwitch 2299*



*Half Tone 2298*



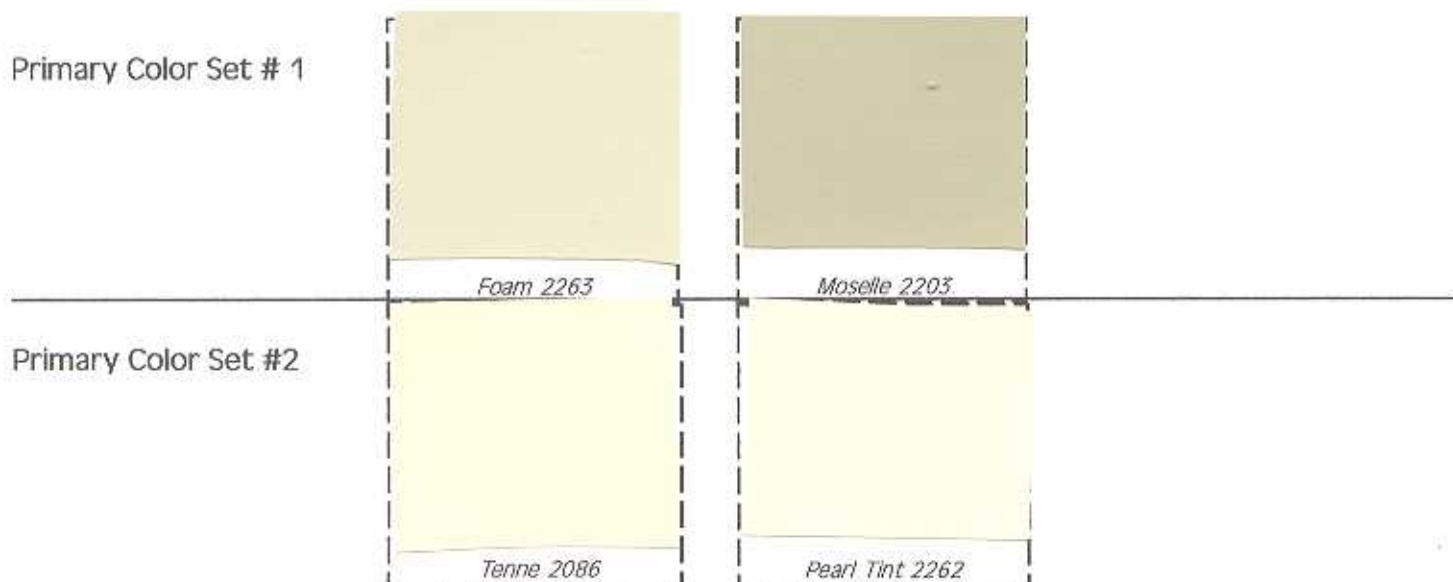
*Windham 2297*



*Zephyr Hills 2296*

# Paint Palette V

For a single color for your trim, you may choose any one of the four primary colors. If you wish to have two-colored trim, you may choose one color from primary color set #1 and one color from primary color set #2. See the cluster publication called "Working With The GCVCA Paint Palette" for a detailed explanation of where each color goes. You may paint your front door the same color as your windows OR choose one of the accent colors shown below.



## Accent Colors

For use on front doors only, you may choose any accent color from Paint Palettes I through IV or choose from the following colors:

